

The Crafter Brochure



Commercial
Vehicles

Ready for the toughest jobs.

- Robust design, technologies and driver assistance systems.
- More practical, economical, and innovative than ever before.
- Outstanding in its class.



The perfect workplace.

- A variety of storage solutions with a wide range of different ports and connections
- Available with a standard multi-function steering wheel*

Excellent loadability.

- High load compartment of up to 2,096mm
- Wide side sliding door with an opening width of 1,311mm
- 100mm lower loading sill ²
- Up to 17.5 m³ load volume ¹

A choice of drive systems.

- Front wheel drive delivers the highest possible load compartment
- 8-speed automatic gearbox with a choice of front wheel, rear wheel and 4MOTION all-wheel drive

Value for money.

- High residual value
- Low fuel consumption
- Low maintenance costs

Superb connectivity.

- 10.4 inch touch screen composition color radio
- Bluetooth and optional app connect

Load securing options.

- Load compartment designed for the addition of flexible shelving systems
- Up to 14 load-lashing rings

Numerous driver assistance and safety systems.

- Front assist with autonomous emergency braking system and Automatic Post-Collision Braking as standard
- Electromechanical Servotronic steering as standard
- Lane Keeping Assist*
- Travel Assist*
- Electronic parking break with hillhold control*
- LED headlights*

* Available as an option. Figure applies to the Crafter panel van with front wheel drive, compared to rear wheel drive and 4MOTION all-wheel drive. Local specification may differ from model shown. Please contact your local Volkswagen Commercial Vehicles Van Centre for details of the standard equipment and optional extras available.

Contents

Crafted by you. Engineered by us.



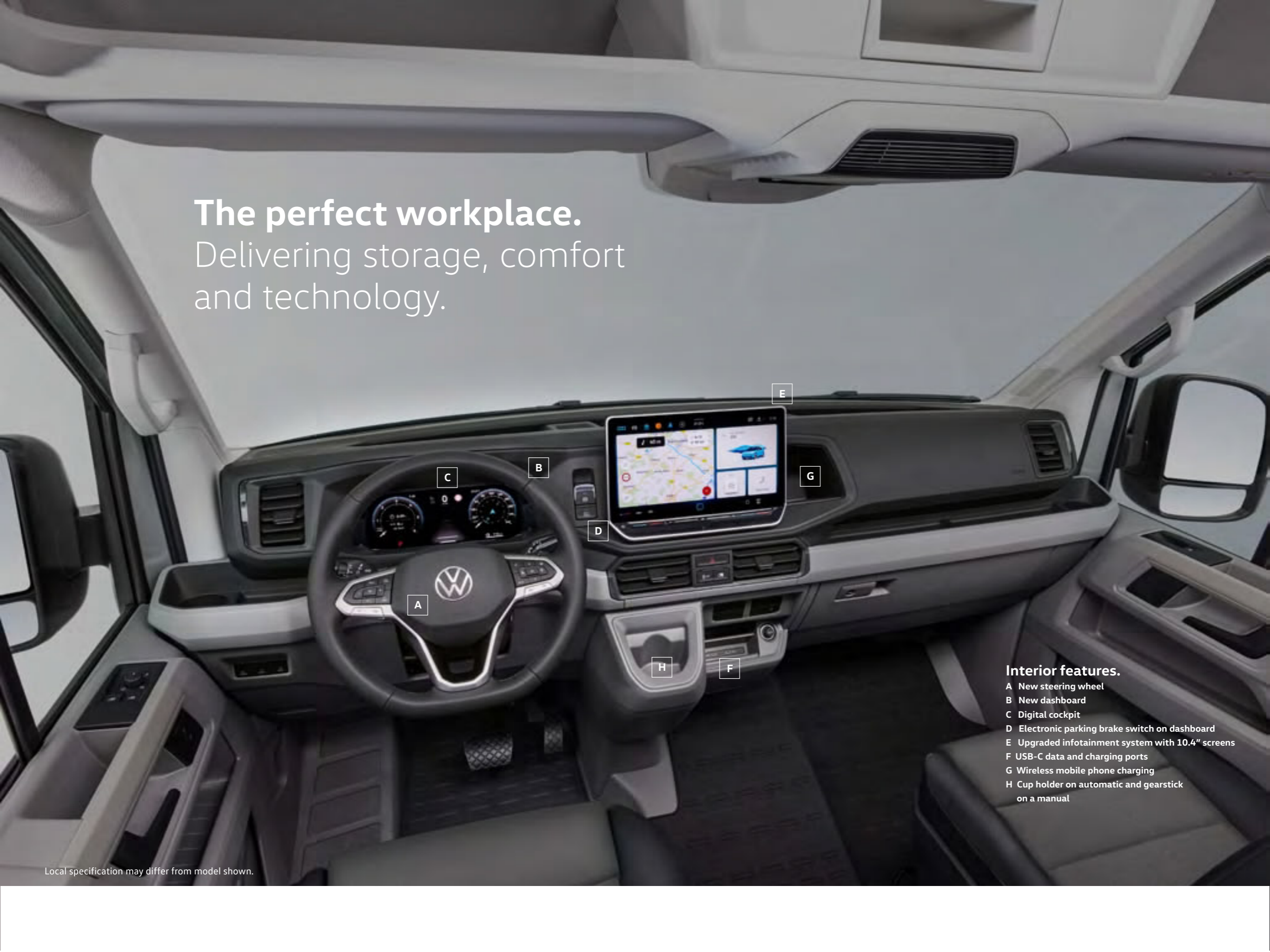
More practical, economical and innovative than ever before.

The Crafter panel van is a commercial vehicle like no other.

Designed by our customers for our customers. Built from the ground up, using 100% Volkswagen DNA as a cost-effective, transport-oriented solution to meet the demands of a diverse range of businesses. The Crafter panel van represents state-of-the-art manufacturing, with the sole aim of making it the best commercial vehicle in its class.

Local specification may differ from model shown. Please contact your local Volkswagen Commercial Vehicles Van Centre for details of the standard equipment and optional extras available.

The perfect workplace.
Delivering storage, comfort
and technology.



Interior features.

- A New steering wheel
- B New dashboard
- C Digital cockpit
- D Electronic parking brake switch on dashboard
- E Upgraded infotainment system with 10.4" screens
- F USB-C data and charging ports
- G Wireless mobile phone charging
- H Cup holder on automatic and gearstick on a manual


Local specification may differ from model shown.

A wide range of drive systems.


The Crafter panel van – available with an 8-speed automatic gearbox and a choice of three different drive systems.

The 8-speed automatic transmission can be combined with three different drive systems. It has been specially calibrated for the Crafter panel van's specific driving characteristics, enabling both comfortable and consumption-optimised handling.


Front wheel drive.



100mm lower load sill and entry height.
Highest load height in class.
Highest payload in the range.



Transversely-mounted front engine.



Rear wheel drive.



High towing capacity up to 3.5t.
Gross combined mass of up to 8.0t.
Better traction with heavy loads.



Longitudinally-mounted front engine.



4MOTION all-wheel drive.



Dependable traction and control.
Improved directional stability.



Transversely-mounted front engine.



103kW	6-speed manual gearbox or 8-speed automatic gearbox
130kW	8-speed automatic gearbox

120kW	6-speed manual gearbox or 8-speed automatic gearbox
-------	--


130kW	8-speed automatic gearbox
-------	---------------------------





State-of-the-art driver assistance and safety systems.

Watch video >



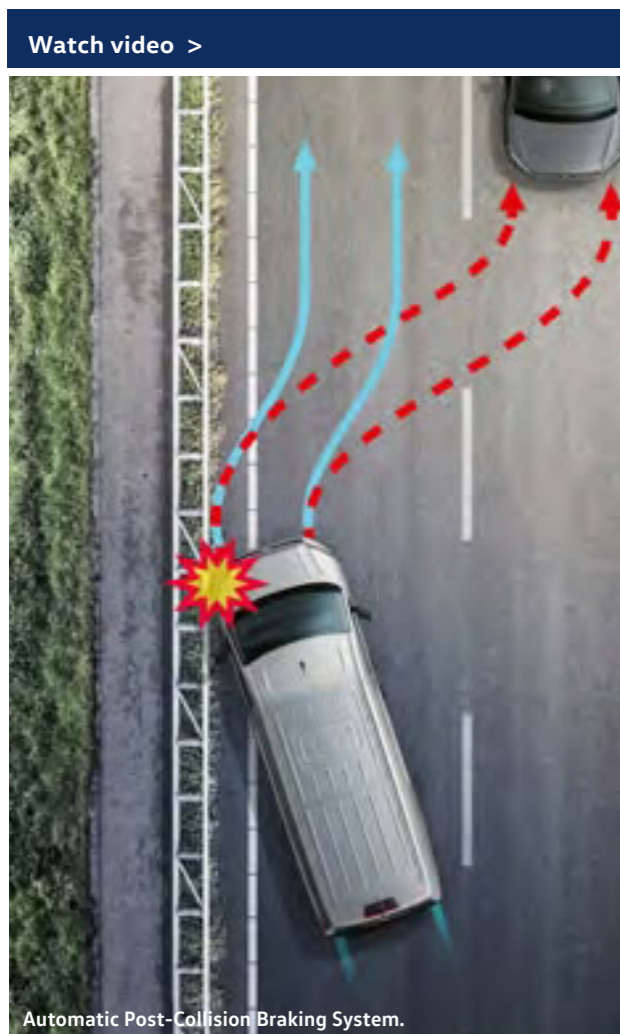
 **Front Assist with autonomous Braking System.**
Optional across the Crafter panel van range, this detects critical distances, warns of hazardous situations and when necessary, triggers emergency braking. The aim of the function is to prevent or mitigate the consequences of Head on collisions with vehicles, pedestrians and cyclists.



 **Crosswind Assist.**
As part of the Electronic Stabilisation Programme (ESP), Crosswind Assist applies adaptive braking intervention when the vehicle encounters a strong crosswind. Standard on Crafter panel vans.

Local Specification may differ from model shown.
Please contact your local Volkswagen Commercial Vehicles Van Centre for details of the standard equipment and optional extras available.

Assistance systems to help keep you one step ahead.



(MCB) Automatic Post-Collision Braking System.
Fitted as standard, the Automatic Post-Collision Braking System triggers braking after a collision, with the aim of preventing secondary collisions.



ACC Adaptive Cruise Control (ACC).
Available as an option, ACC uses a front radar to measure the distance (up to 120 metres) and speed relative to vehicles driving ahead. It automatically regulates the pre-set distance. ACC also includes the Front Assist with Autonomous Braking System. This detects critical distances, warns of hazardous situations and when necessary, a speed of up to 30kmph triggers emergency braking.



/; \ Lane Keeping Assist.¹
Available as an option, Lane Keeping Assist countersteers the vehicle if the driver unintentionally drifts from a lane. The system also emits audible and visual warnings via the multi-function display to alert the driver of danger.

¹ Within the system's thresholds.

Local Specification may differ from model shown. Please contact your local Volkswagen Commercial Vehicles Van Centre for details of the standard equipment and optional extras available.

**Electromechanical Servotronic steering.**

Fitted as standard, Electromechanical Servotronic steering provides a speed-sensitive operation with active return. This improves the steering feel around the mid-point, providing improved levels of steering precision.

**Electronic Stabilisation Programme (ESP).**

Fitted as standard, ESP is designed to prevent the vehicle from swerving in critical driving conditions by controlled and targeted intervention in the brakes and engine management system. This helps to maximise directional stability.

**Rear-view camera.¹ (Optional)**

Simplifies parking by showing a limited view of the area behind the vehicle on the display of the radio or navigation system. Additional guidelines help the driver manoeuvre into the space.

**Cruise control. (Optional)**

At 30kmph and above the system maintains your chosen preset speed through uphill and downhill inclines. Standard on Commerce Plus and optional on Commerce models.

**Tyre pressure monitoring system.¹**

Displays the current pressure for every tyre and warns of deviations from the set pressure.

**Driver Alert System.¹**

Uses visual and audible warning signals to recommend that the driver takes a break as soon as it registers driving behaviour that indicates tiredness. Standard on all models.

**Hill Descent Assist.²**

Allows you to descend slopes in a safe, controlled way by regulating the engine speed and applying the brakes as necessary.

**Hill Hold Control.**

This prevents the vehicle from rolling back on inclines, making it easier to start off on uphill slopes. Standard on all models.

**Lane Assist**

Displays a warning signal on the exterior mirror as soon as one of its sensors detects a vehicle in a blind spot during a lane change.

**Anti-lock braking system (ABS).¹**

Prevents wheels from locking up and, thus, maintains manoeuvrability. Standard on all models.

**Traction control system (ASR).**

Prevents wheelspin on poor or unstable surface

**Electronic differential lock (EDL).**

Distributes the engine torque to the tyres with the greatest traction.

**Driver and passenger airbag.**

Provides the best possible protection in the event of a frontal impact as a standard feature. A side-head airbag is also available as an option.

**Seat belt warning.**

If their seat belt is not fastened, the seat belt warning reminds the driver to fasten it with a visual warning when the engine is started, and an audible warning after setting off. Standard on all models.



The Crafter

The Crafter panel van is distinguished by having even better loadability and load securing than ever before. The dimensions are ideal for transporting Euro pallets and roll containers. The factory-fitted preparation for shelves and cupboards.

Highlights of the Crafter panel van

- Largest load compartment height of up to 2,096mm
- Largest side loading and opening width of 1,311mm via the sliding door
- Value applies to the Crafter 50 van with long wheelbase and super-high roof.



Local specification may differ from model shown. Please contact your local Volkswagen Commercial Vehicles Van Centre for details of the standard equipment and optional extras available.

Volkswagen Commercial Vehicles may change RRP's at any time (this includes where there are government changes in regulation and/or legislation). There may be a delay to any RRP displaying correctly on our materials. Always obtain prices from your chosen authorised Van Centre. † Basic RRP excluding VAT.



01

Innovative load compartments

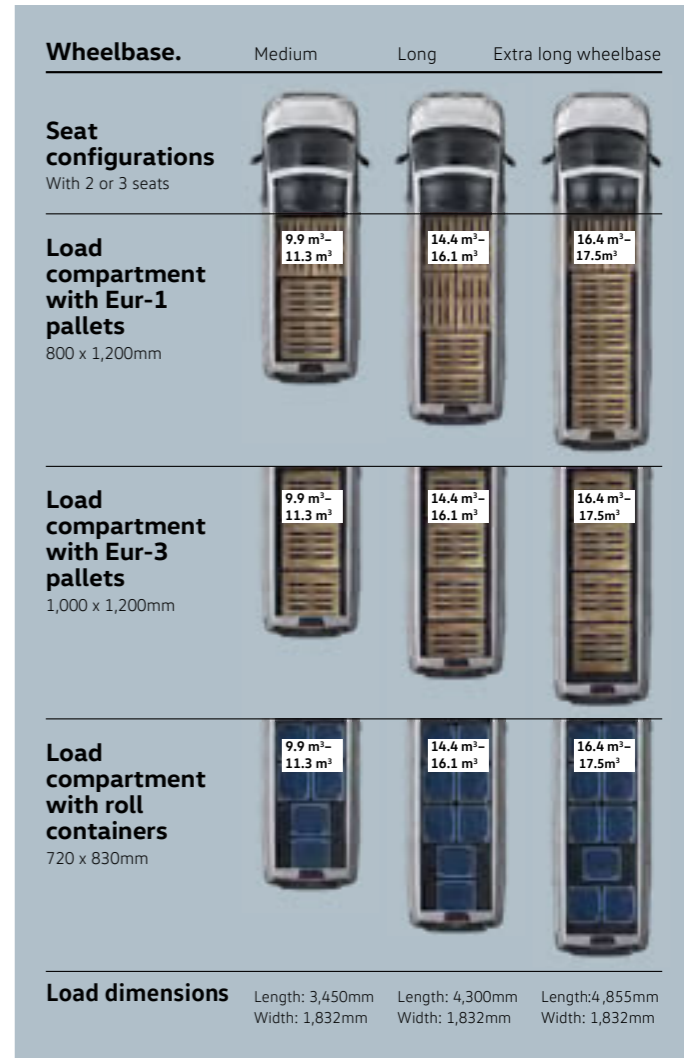
- Preparation for shelving systems
- Up to 14 high-strength, retractable load-lashing rings

Rear wing doors. The two roof-height doors provide an opening angle of 180°. On Crafter 50 extra long wheel base the standard rear wing doors are extended to an increased opening of 270°. The 270° rear wing doors are available as an option on Crafter 35.

Up to 14 load-lashing rings (not shown). The Crafter panel van features two additional load-lashing rings on the partition allowing you to securely fasten cargo with tensioning straps and nets. The adjustable load-lashing rings are recessed to lie flush with the floor. To reduce the risk of being a trip hazard, they can also be folded to the sides in the vicinity of the doors - optional on Commerce models.

Preparation for shelving systems (not shown). There are numerous holes for M6 bolts above and below the window area that simplify installation. The holes are spaced 100mm intervals.

Easy to load. Loads of space.



Side sliding door with 1,311mm opening width Easy to load and unload with common load carriers such as Euro pallets.

100mm lower load sill. Compared to the rear wheel drive and 4MOTION all-wheel drive, the front wheel drive further simplifies loading and unloading thanks to its lower load sill.

High load compartment with up to 2,096mm. In conjunction with front wheel drive, the Crafter panel van offers a competitive load height for its class.

Preparation for shelving systems. Numerous hexagonal holes for M6 screw fittings are located every 100mm within the load area, simplifying the mounting of shelves and storage units.

1 With front wheel drive, RWD single rear wheel and 4MOTION all-wheel drive. 2 Not available with a Standard roof. 3 Not available in conjunction with a super-high roof.

4 Figures are based on Standard roof to high roof load volumes/load volume for front-wheel drive.

Illustrations may include options at extra charge. Please contact your local Volkswagen Commercial Vehicles Van Centre for details of the standard equipment and optional extras available.

Crafter

Standard equipment

Audio and communications

Composition Colour DAB+ radio with 10.4 inch touch-screen, USB/iPod connection and Bluetooth®

Cab area

Austin fabric seat covers (Anthracite)

Dual passenger seat with storage compartment

Electromechanical Servotronic steering

Digital cockpit

Multi-function steering wheel (Leather for Automatic models)

Rubber floor covering

Steering wheel with reach and rake adjustment

USB-C charging port above windscreen

Wireless mobile phone charging

12V socket

Cargo area

Full-height steel bulkhead without window

Rear wing doors without window

Two load-lashing rings on B-pillar

Exterior

Manually adjustable door mirrors

180° rear wing doors. (270° hinges on XLWB)

75 litre fuel tank with lockable cap

Manual side sliding door passenger's side

Black unpainted bumpers

Illustrations includes options at extra charge.

Audio and communications

Adjustable speed limiter

Anti-lock Braking System (ABS)

Automatic hazard lights activation under emergency braking

Crosswind Assist

Separate daytime running light with automatic headlight control

Driver Alert System

Driver and passenger airbags

Electronic Brake Assist (EBA)

Electronic Stabilisation Programme (ESP), load adjusting

Engine immobiliser

Front and rear parking sensors

Front Assist with autonomous Emergency Braking System

Halogen main headlights with separate daytime running lights with automatic headlight control and Coming Home feature

Lane keeping assist

Electronic parking brake with hill hold control

Central locking with Keyless start

Seat belt warning light for driver

Speed limiter without cruise control system

Three-point inertia-reel seatbelts for all seats

Wheels and tyres

16" x 5.5J steel wheels

205/70 R16 C113/111

Full size steel spare wheel

Tool kit and jack



Standard equipment


Exterior

Double rear wheels

Rear wheel drive

Safety and security

Mandatory speed limiter – 56mph



Local Specification may differ from model shown.

Crafter

Additional equipment

Cab area

Anti-theft alarm system - with interior monitoring, backup horn and tow-away protection

Climatic manual air conditioning

Comfort single driver's seat including 2-way lumbar support and armrest

Cruise control with speed limiter (Optional)

Electrically adjustable and heated door mirrors

Cargo area

Grab handles on rear entry pillars

Exterior

Part painted front bumpers

Rear wing doors with 270° hinges





The Crafter model variants.

Panel van

Medium wheelbase

Long wheelbase

Extra Long wheelbase

Vehicle length
Interior length

5,986mm
3,201mm

6,836mm
4,051mm

7,391mm
4,606mm

Standard Roof

Vehicle height1: 2,355mm
Interior height2: 1,726mm



High roof (Optional)

Vehicle height1: 2,637mm
Interior height2: 1,861mm





Super-high roof (optional)

Vehicle height1: 2,798mm
Interior height2: 2,096mm



1 For front-wheel drive, 4MOTION all-wheel drive, and rear-wheel drive with single tyres. Height dimensions to the road have a tolerance of ± 50 mm. 2 Interior height for front-wheel drive.

Paint & upholstery



1 Optional at extra cost.

Please note: Screen representations do not allow exact reproduction of paint and upholstery colours.

Local Specification may differ from model shown. Please contact your local Volkswagen Commercial Vehicles Van Centre for details of the standard equipment and optional extras applicable in your country.

Infotainment & connectivity



01 Composition Colour radio system. The Composition Colour radio system features a 10,4 inch touch-screen colour display, two USB (type-C) ports, Bluetooth®, and four speakers delivering 20 watt output. It also features optional App-Connect.

Crafter 50 Panel van specification

	Crafter 50 Panel Van 2.0 TDI 120kW	Crafter 50 Panel Van 2.0 TDI 120kW	Crafter 50 Bus Conversion ready 2.0 TDI 120kW	Crafter 50 Bus Conversion ready 2.0 TDI 120kW
Model Code	SYDD6C_2Y0	SYDD6D_2Y0	SYDD6C	SYDD6D
Engine				
Cylinders	4	4	4	4
Capacity (cm ³)	1968	1968	1968	1968
Output (kW @ r/min)	120 @ 3,600	120 @ 3,600	120 @ 3,600	120 @ 3,600
Torque (Nm @ r/min)	410 @ 1,500-2,000	410 @ 1,500-2,000	410 @ 1,500-2,000	410 @ 1,500-2,000
CO2 emissions (g/km)**	313	313	313	313
Transmission				
6-speed manual	X	-	X	-
8-spd Automatic	-	X	-	X
Performance				
Top speed (km/h) (Limited*)	100*	100*	100*	100*
Fuel Consumption				
Combined cycle (litres / 100km)**	9.9	9.9	9.9	9.9
Running Gear				
Rear-wheel drive, dual tyres	X	X	X	X
Brakes				
Disc brakes in front, 16-inch	X	X	X	X
ESP (Electronic Stabilization Programme) with brake assistant	X	X	X	X
Brake Assist	X	X	X	X
Anti-lock braking system (ABS)	X	X	X	X
ASR traction control with electronic differential lock (EDL)	X	X	X	X
Emergency braking signal	X	X	X	X

	Crafter 50 Panel Van 2.0 TDI 120kW	Crafter 50 Panel Van 2.0 TDI 120kW	Crafter 50 Bus Conversion ready 2.0 TDI 120kW	Crafter 50 Bus Conversion ready 2.0 TDI 120kW
Wheel rims / Tyres				
Centre wheel covers	X	X	X	X
6 steel wheels 5.5J x 16, in silver (dual tires in rear)	X	X	X	X
Tyres 205/70 R17 C113/111 (with twin tyres at rear)	X	X	X	X
Full-size spare wheel (steel)	X	X	X	X
Tire pressure monitoring system	X	X	X	X
Dimensions / Capacities				
Fuel tank (l)	75	75	75	75
AdBlue® tank capacity (l)	18	18	18	18
Length (mm)	7391	7391	7391	7391
Height (mm)	2637	2637	2637	2637
Width excl. mirrors (mm)	2069	2069	2069	2069
Wheelbase (mm)	4490	4490	4490	4490
Overhang - front (mm)	1000	1000	1000	1000
Overhang - rear (mm)	1901	1901	1901	1901
Turning circle (m)	16.2	16.2	16.2	16.2
Ground Clearance (mm)	195	195	195	195
Load compartment length (mm)	4606	4606	4606	4606
Load compartment width (mm)	1832	1832	1832	1832
Load compartment height with High-roof (mm)	1861	1861	1861	1861
Load compartment height with Super High-roof (mm)	2096	2096	2096	2096
Load compartment width between wheelhouses (mm)	1030	1030	1030	1030
Load volume to roof - all seats in place with High-roof (m3)	15.5	15.5	15.5	15.5
Load volume to roof - all seats in place with Super high-roof (m3)	17.5	17.5	17.5	17.5
Sliding door aperture width (mm)	1311	1311	1311	1311
Sliding door aperture height (mm)	1722	1722	1722	1722

	Crafter 50 Panel Van 2.0 TDI 120kW	Crafter 50 Panel Van 2.0 TDI 120kW	Crafter 50 Bus Conversion ready 2.0 TDI 120kW	Crafter 50 Bus Conversion ready 2.0 TDI 120kW
Sliding door height with High-roof / Super high-roof (mm)	1722	1722	1722	1722
Rear wing doors width (mm)	1552	1552	1552	1552
Rear wing doors height (mm)	1740	1740	1740	1740
Rear wing doors height with High-roof / Super high-roof (mm)	1740	1740	1740	1740
Gross Vehicle Mass (GVM) (kg)	5000	5000	5000	5000
Gross Combined Mass (GCM) (kg)	8000	8000	8000	8000
Axle load limit front / rear (kg)	2200/3500	2200/3500	2200/3500	2200/3500
Trailer weight braked, 12% gradient (kg)	3500	3500	3500	3500
Payload with driver (kg)	2337	2301	2337	2301
Unladen Mass (Tare weight) without driver and fuel (kg)	2663	2699	2663	2699
Seats				
Number of seats	3	3	3	3
Height adjustable head restraints	X	X	X	X
Driver seat includes longitudinal and backrest angle adjustment	X	X	X	X
2-seater front passenger bench seat with storage compartment	X	X	X	X
Warning buzzer and light for driver seat belt not fastened	X	X	X	X
Seat trim covers in fabric "Austin"	X	X	X	X
Windows				
Laminated windscreen with heat-insulating glass, 1.8m ² , inclination angle 47.86°	X	X	X	X
Windows with heat-insulating glass	X	X	X	X
Electric window winders - front	X	X	X	X
Mirrors				
Manually adjustable exterior mirrors	X	X	X	X
Left and Right exterior mirror, convex, with integrated LED turn signal and wide-angle range	X	X	X	X
Wiper System				
Intermittent wipers	X	X	X	X

	Crafter 50 Panel Van 2.0 TDI 120kW	Crafter 50 Panel Van 2.0 TDI 120kW	Crafter 50 Bus Conversion ready 2.0 TDI 120kW	Crafter 50 Bus Conversion ready 2.0 TDI 120kW
Safety				
Automatic post-collision braking system	X	X	X	X
Front and rear parking sensors (Park Distance Control)	X	X	X	X
Electronic parking brake with hill hold control	X	X	X	X
Crosswind assist	X	X	X	X
Driver Alert System	X	X	X	X
Driver and front passenger airbag with front passenger airbag deactivation	X	X	X	X
Roll bar integrated into B and D pillars to comply with R66-02 rollover test.	-	-	X	X
High level third brake light with LED technology	X	X	X	X
3-point automatic seat-belts	Front	Front	Front	Front
Height adjustable outer seat-belts	Front	Front	Front	Front
First aid kit and warning triangle	X	X	X	X
One Wheel chock	X	X	X	X
Preparation for alcohol ignition interlock	X	X	X	X
Security				
Immobiliser	X	X	X	X
Central locking system with radio remote control and interior release mechanism	X	X	X	X
Keyless Go (Push-start)	X	X	X	X
Audio and Communication				
Radio "Composition Colour" with 10.4" (26 cm) touch screen, 4 speakers	X	X	X	X
Mobile phone connection via Bluetooth and inductive charging feature	X	X	X	X
2 x USB charging points (C-type)	X	X	X	X
Interior Features				
Electro-mechanical Power steering	X	X	X	X
Multi function steering-wheel	X	X	X	X
Air conditioning system Climatic	X	X	X	X

	Crafter 50 Panel Van 2.0 TDI 120kW	Crafter 50 Panel Van 2.0 TDI 120kW	Crafter 50 Bus Conversion ready 2.0 TDI 120kW	Crafter 50 Bus Conversion ready 2.0 TDI 120kW
Digital instrument cluster	X	X	X	X
Rubber floor in cab	X	X	X	X
Lashing points for load restraint	14	14	-	-
Smoking package and 4 beverage holders in dashboard	X	X	X	X
Door pockets front	X	X	X	X
Interior lights including load compartment	X	X	X	X
Two 12-V sockets in cab	X	X	X	X
Glove compartment	X	X	X	X
Grab handle on partition in load/passenger compartment	X	X	-	-
Load compartment lighting: 2 spots	X	X	X	X
Partition	X	X	-	-
Heating system in cab	X	X	X	X
Exterior Features				
Sliding doors (without windows)	Left only	Left only	Left only	Left only
Wing doors at rear without windows	X	X	X	X
Mud flaps	front and rear	front and rear	front and rear	front and rear
Tow bar Preparation with trailer stabilisation	X	X	X	X
Grey bumper in front with painted trim panel in body colour	X	X	X	X
Standard roof	-	-	-	-
High roof, outside painted in body colour	X	X	X	X
Hinges for rear wing doors with increased opening angle (max. 270°)	X	X	X	X
Radiator grille, unpainted, with one chrome molding	X	X	X	X
Rear wing doors without window apertures	X	X	X	X
Side marker lamps	X	X	X	X
Halogen twin headlamps	X	X	X	X
Separate daytime running light	X	X	X	X

	Crafter 50 Panel Van 2.0 TDI 120kW	Crafter 50 Panel Van 2.0 TDI 120kW	Crafter 50 Bus Conversion ready 2.0 TDI 120kW	Crafter 50 Bus Conversion ready 2.0 TDI 120kW
Options				
Air conditioning system Climatic with second evaporator	0	0	0	0
Cruise control system including speed limiter	0	0	0	0
Forward Collision Warning Front Assist with Autonomous Emergency Braking (incl. vehicles, pedestrians and cyclists)	0	0	0	0
Advanced Assistance Package: Adaptive Cruise Control, Lane Assist: Lane Keeping System and Travel Assist	0	0	0	0
Comfort Driver's Seat including longitudinal seat adjustment as well as backrest angle, height adjustment, mechanical 2-way lumbar support, an adjustable seat cushion angle and a single armrest on the inner side.	0	0	0	0
Single front passenger seat	0	0	0	0
Front swivel seats for the cabin	-	-	0	0
Fixed Tow bar with trailer stabilisation	0	0	0	0
Second sliding door	0	0	0	0
Super-high roof in plastic, in body colour with Overhead storage compartment with 2DIN and reading light	0	0	0	0
LED headlamps with LED separate daytime running light	0	0	0	0
Rear view camera system	0	0	0	0
App-connect (wireless capable)	0	0	0	0
Heavy-duty suspension system and shock absorption	0	0	0	0
Second Battery	0	0	0	0

	Crafter 50 Panel Van 2.0 TDI 120kW	Crafter 50 Panel Van 2.0 TDI 120kW	Crafter 50 Bus Conversion ready 2.0 TDI 120kW	Crafter 50 Bus Conversion ready 2.0 TDI 120kW
Guarantees				
2-year / unlimited km manufacturer warranty	X	X	X	X
5-year / 120,000 km EasyDrive Service Plan	X	X	X	X
15,000 km service intervals	X	X	X	X
12-year anti-corrosion warranty	X	X	X	X

Disclaimer

| X | Standard | O | Optional | - | Not available

** Indicative and subject to confirmation by the NRCS upon homologation

All diesel vehicles require low sulphur grade diesel and AdBlue

Fuel consumption and CO2 emissions values were obtained in accordance with the prescribed uniform measuring standard (SANS 20101: 2006 / ECE R101: 2005 in its currently applicable version). The verified values do not apply to a specific vehicle and do not constitute part of the product offer. They are provided solely for the purposes of comparison between different vehicle models. Because of the need to maintain strict comparability of results achieved by the standard tests, they cannot be fully representative of real-life driving conditions. Variations in driving styles and in road, vehicle and ambient conditions, will have a bearing on the results achieved on the road. For these reasons consumption achieved on the road will not necessarily accord with these verified values.

Based on lightest variable (no options) and 90% tank filling. Weight may vary depending on options fitted to vehicle.

Dimensions, capacities and abilities apply to standard vehicles.

The above information was effective as at May 2025 and is subject to change.

	Crafter 35 Panel Van 2.0 TDI 103kW (LCV)	Crafter 35 Panel Van 2.0 TDI 103kW Auto (LCV)	Crafter 35 Panel Van 2.0 TDI 130kW Auto	Crafter 35 Panel Van 2.0 TDI 130kW Auto (LCV)	Crafter 35 Panel Van 2.0 TDI 130kW 4Motion	Crafter 35 Panel Van 2.0 TDI 130kW 4Motion (LCV)	Crafter 35 Panel Van 2.0 TDI 130kW 4Motion	Crafter 35 Panel Van 2.0 TDI 130kW 4Motion (LCV)
Wheel rims / Tyres								
Centre wheel covers	X	X	X	X	X	X	X	X
6 steel wheels 5.5J x 16, in silver (dual tires in rear)	-	-	-	-	-	-	-	-
Tyres 205/70 R17 C113/111 (with twin tyres at rear)	-	-	-	-	-	-	-	-
Full-size spare wheel (steel)	X	X	X	X	X	X	X	X
Tire pressure monitoring system	X	X	X	X	X	X	X	X
Dimensions / Capacities								
Fuel tank (l)	75	75	75	75	75	75	75	75
AdBlue® tank capacity (l)	18	18	18	18	18	18	18	18
Length (mm)	5986	5986	5986	5986	5986	5986	6836	6836
Height (mm)	2355	2355	2355	2355	2355	2355	2625	2625
Width excl. mirrors (mm)	2040	2040	2040	2040	2040	2040	2069	2069
Wheelbase (mm)	3640	3640	3640	3640	3640	3640	4490	4490
Overhang - front (mm)	1000	1000	1000	1000	1000	1000	1000	1000
Overhang - rear (mm)	1346	1346	1346	1346	1346	1346	1346	1346
Turning circle (m)	13.6	13.6	13.6	13.6	13.6	13.6	16.2	16.2
Ground Clearance (mm)	195	195	195	195	195	195	195	195
Load compartment length (mm)	3201	3201	3201	3201	3201	3201	4051	4051
Load compartment width (mm)	1832	1832	1832	1832	1832	1832	1832	1832
Load compartment height with Normal roof (Crafter 35)/ High-roof (Crafter 35 LWB)(mm)	1726	1726	1726	1726	1626	1626	1861	1861
Load compartment height with High-roof (Crafter 35) / Super High-roof (Crafter 35 LWB)(mm)	1861	1861	1861	1861	1861	1861	2089	2089
Load compartment width between wheelhouses (mm)	1380	1380	1380	1380	1380	1380	1380	1380
Load volume to roof - all seats in place (m3)	9.9	9.9	9.9	9.9	9.3	9.3	13.6	13.6
Load volume to roof - all seats in place with High-roof / Super high-roof (m3)	10.7	10.7	10.7	10.7	10.7	10.7	15.3	15.3

	Crafter 35 Panel Van 2.0 TDI 103kW (LCV)	Crafter 35 Panel Van 2.0 TDI 103kW Auto (LCV)	Crafter 35 Panel Van 2.0 TDI 130kW Auto	Crafter 35 Panel Van 2.0 TDI 130kW Auto (LCV)	Crafter 35 Panel Van 2.0 TDI 130kW 4Motion	Crafter 35 Panel Van 2.0 TDI 130kW 4Motion (LCV)	Crafter 35 Panel Van 2.0 TDI 130kW 4Motion	Crafter 35 Panel Van 2.0 TDI 130kW 4Motion (LCV)
--	---	--	--	--	---	---	---	---

Guarantees

2-year / unlimited km manufacturer warranty	X	X	X	X	X	X	X	X
5-year / 120,000 km EasyDrive Service Plan	X	X	X	X	X	X	X	X
15,000 km service intervals	X	X	X	X	X	X	X	X
12-year anti-corrosion warranty	X	X	X	X	X	X	X	X

Disclaimer

| X | Standard | O | Optional | - | Not available

** Indicative and subject to confirmation by the NRCS upon homologation

All diesel vehicles require low sulphur grade diesel and AdBlue

Fuel consumption and CO2 emissions values were obtained in accordance with the prescribed uniform measuring standard (SANS 20101: 2006 / ECE R101: 2005 in its currently applicable version). The verified values do not apply to a specific vehicle and do not constitute part of the product offer. They are provided solely for the purposes of comparison between different vehicle models. Because of the need to maintain strict comparability of results achieved by the standard tests, they cannot be fully representative of real-life driving conditions. Variations in driving styles and in road, vehicle and ambient conditions, will have a bearing on the results achieved on the road. For these reasons consumption achieved on the road will not necessarily accord with these verified values.

Based on lightest variable (no options) and 90% tank filling. Weight may vary depending on options fitted to vehicle.

Dimensions, capacities and abilities apply to standard vehicles.

The above information was effective as at May 2025 and is subject to change.

The Crafter

This brochure supersedes all previous publications.
Issue: May 2025