



# The new Transporter Range brochure

Images used for illustrative purposes only and may vary from standard specification



Commercial  
Vehicles



# The icon, evolved

The new Transporter improves on its award-winning predecessors in every way that matters.

It delivers a larger load compartment and heavier payload – making light work of substantial loads without compromising on manoeuvrability.

A larger cabin and new digital cockpit make for a more comfortable driving experience.

# Bigger loads, better performance

A more spacious load compartment, higher maximum payload and increased towing capacity mean the new Transporter is ready to do some serious work. The increased length makes it easy to stow Euro Pallets.

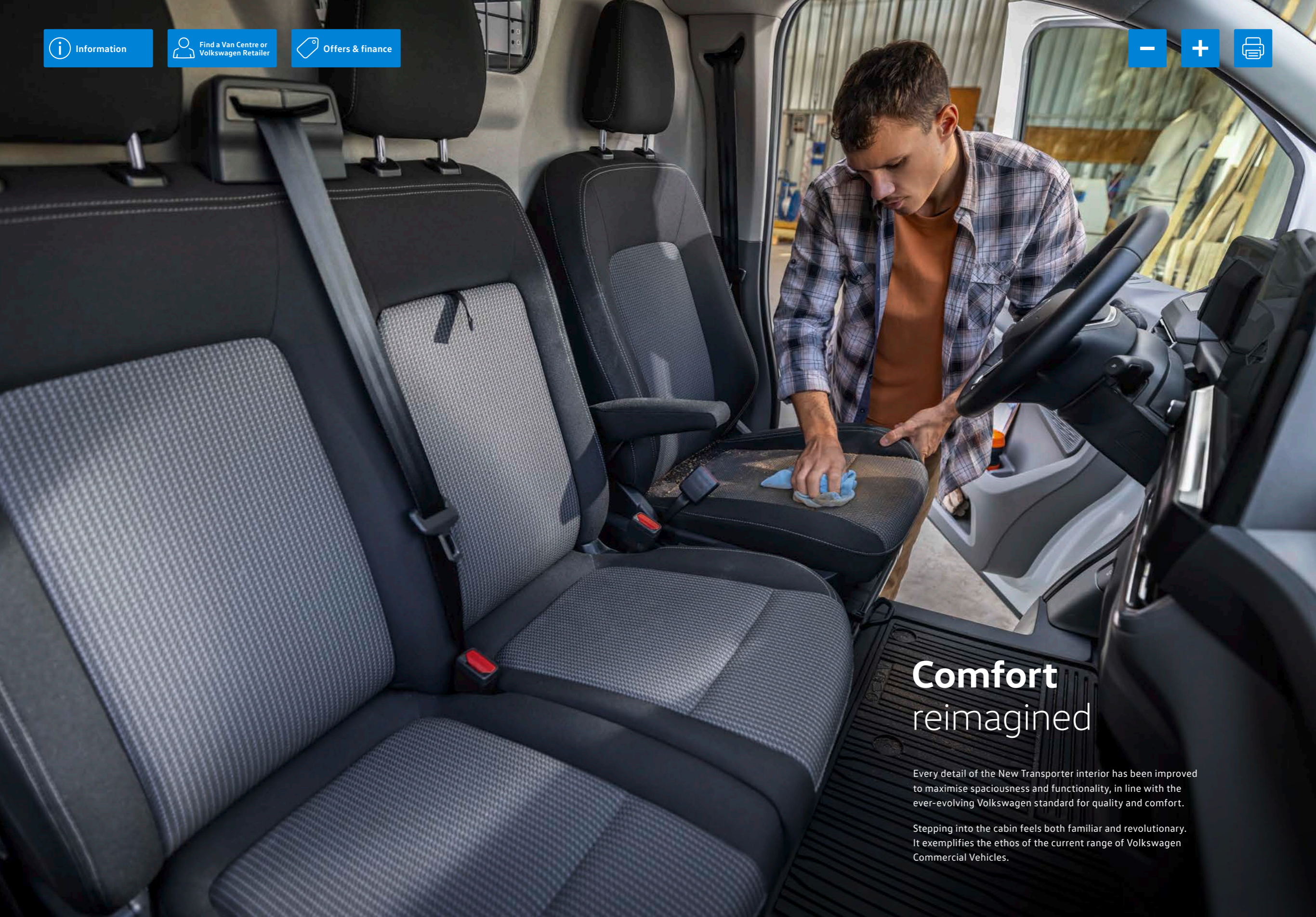
---

Increased load compartment of **5.8 m<sup>3</sup>** (6.8 m<sup>3</sup> on longer wheelbase model)

Up to **1.28 tonnes** maximum payload.

---

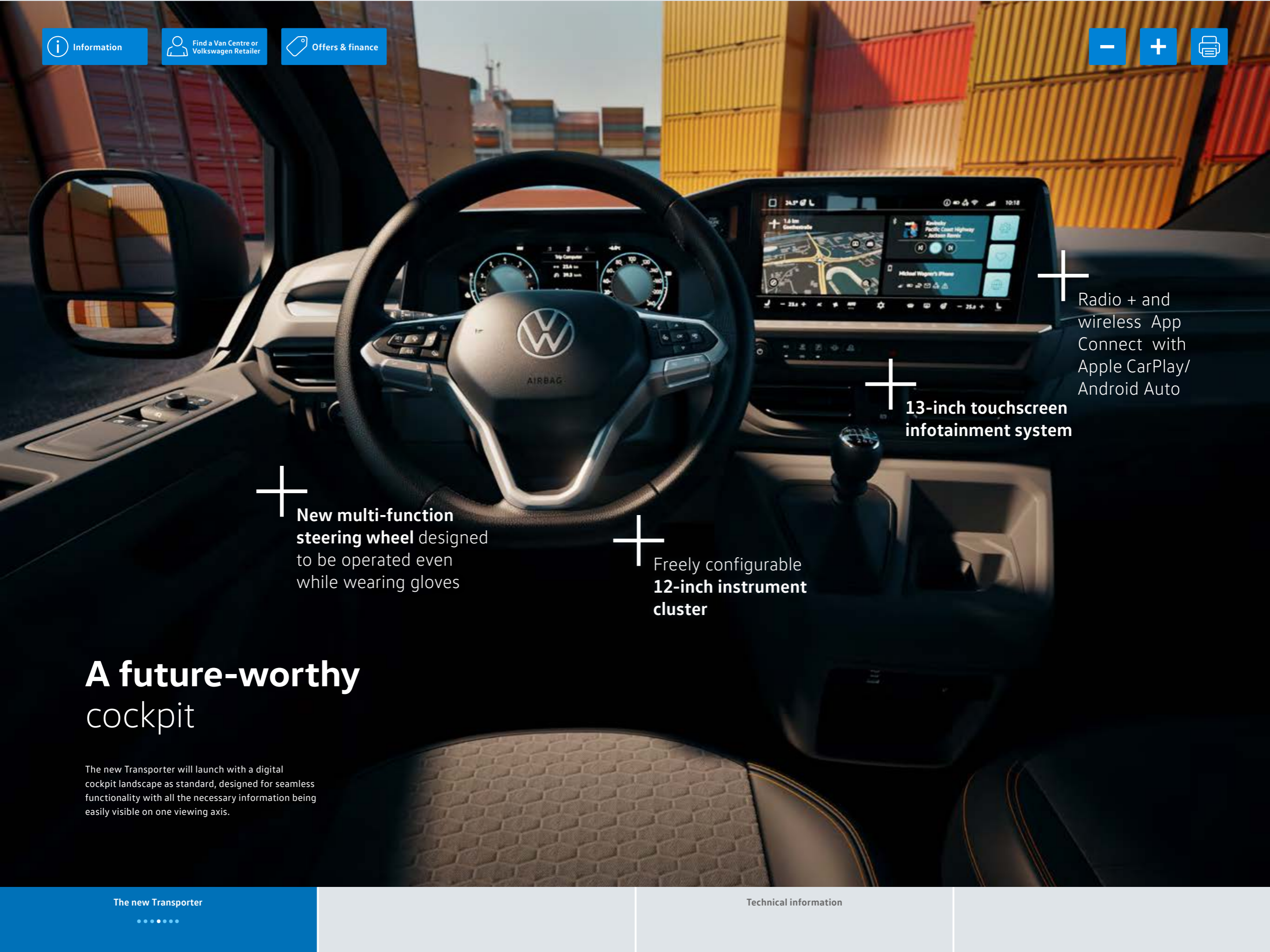
Towing capacity of up to **2.8 tonnes**.



## Comfort reimagined

Every detail of the New Transporter interior has been improved to maximise spaciousness and functionality, in line with the ever-evolving Volkswagen standard for quality and comfort.

Stepping into the cabin feels both familiar and revolutionary. It exemplifies the ethos of the current range of Volkswagen Commercial Vehicles.



+ **New multi-function steering wheel** designed to be operated even while wearing gloves

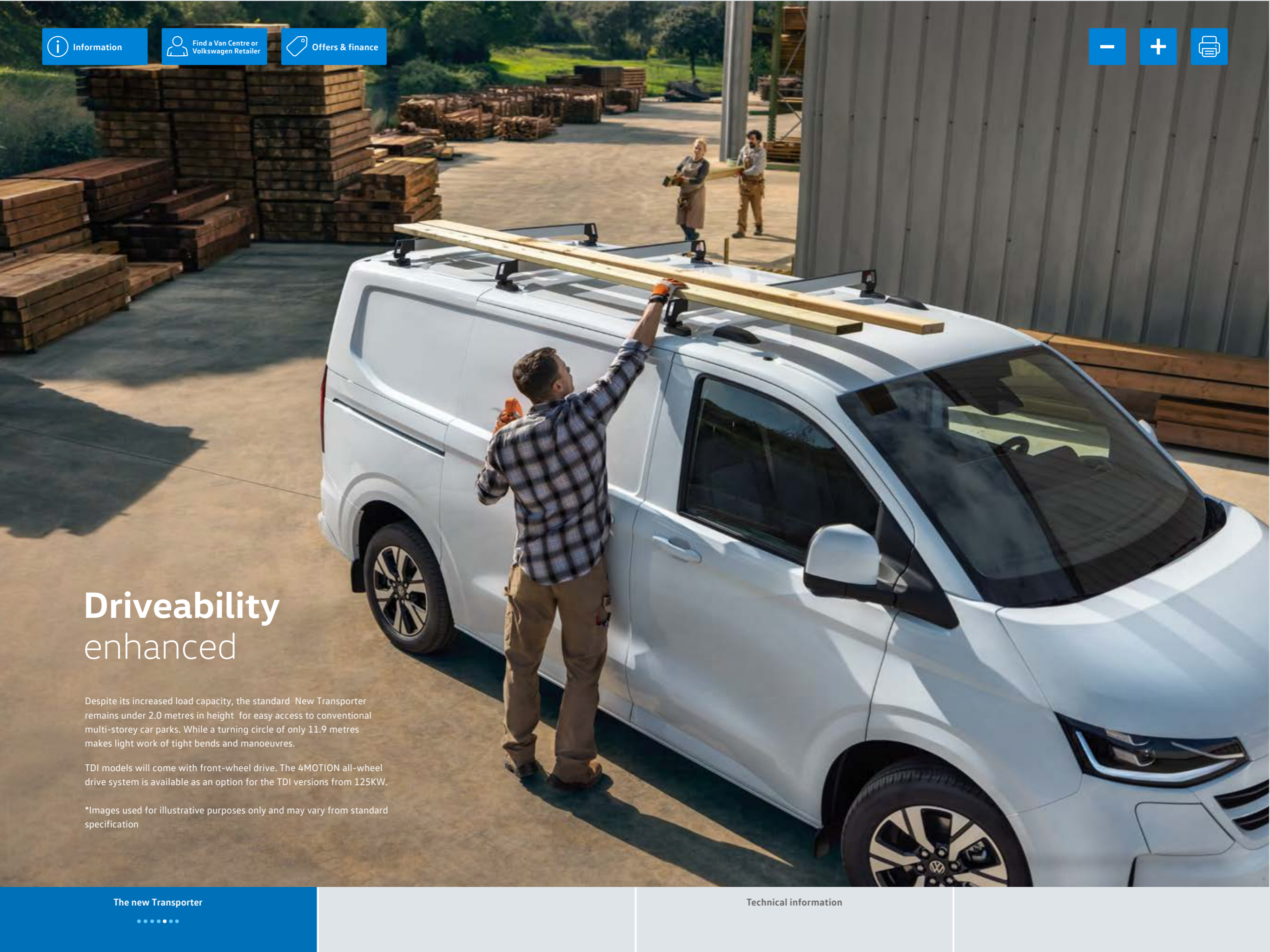
+ **Freely configurable 12-inch instrument cluster**

+ **13-inch touchscreen infotainment system**

+ **Radio + and wireless App Connect with Apple CarPlay/Android Auto**

## A future-worthy cockpit

The new Transporter will launch with a digital cockpit landscape as standard, designed for seamless functionality with all the necessary information being easily visible on one viewing axis.




## Driveability enhanced

Despite its increased load capacity, the standard New Transporter remains under 2.0 metres in height for easy access to conventional multi-storey car parks. While a turning circle of only 11.9 metres makes light work of tight bends and manoeuvres.

TDI models will come with front-wheel drive. The 4MOTION all-wheel drive system is available as an option for the TDI versions from 125KW.

\*Images used for illustrative purposes only and may vary from standard specification



\*Images used for illustrative purposes only and may vary from standard specification

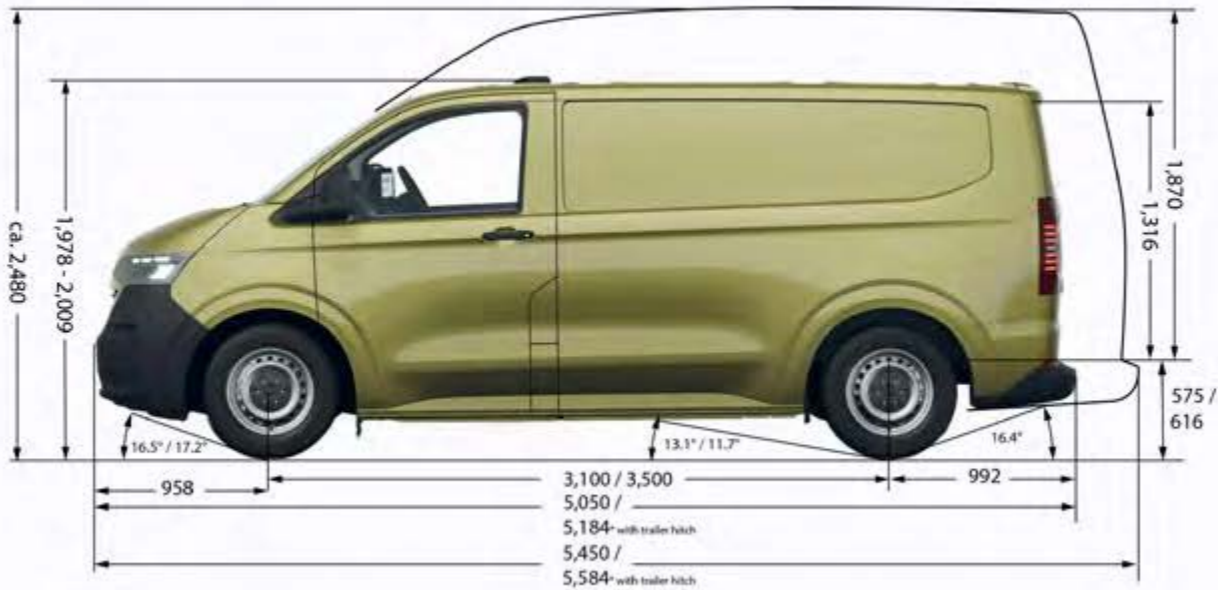
# The new Transporter

- 2 years/ Unlimited Km Unlimited manufacture warranty
- 3-year / 60,000 km Easy drive Service Plan
- 15,000 km service intervals
- 12-year anti-corrosion warranty

# Panel van dimensions

		SWB, normal roof	LWB, normal roof
Roof height			
Wheelbase		3,100	3,500
Vehicle	length, mm	5,050	5,450
	width with/without mirrors, mm	2,275/2,032	2,275/2,032
Load compartment	width, max./width between the wheel arches	1,777/1,392*	1,777/1,392*
	load length, with tailgate/with wing doors	2,602	3,002
	floor length with load-through bulkhead	3,050	3,450
	load volume, m <sup>3</sup>	5.8	6.8
Overhang	front, mm	958	958
	rear, mm	992	992
Side sliding door	width x height, mm	1,030 x 1,301	1,030 x 1,301
Rear doors	maximum loading height, mm	1,316	1,316
Roof	load limit, kg	170	170
Turning circle (wall to wall), m		11.8	13.0

Please note: Vehicle drawings are not to scale. All dimensions in millimetres (mm), unless otherwise stated. The height measurements listed may vary by ± 50mm depending on model and equipment fitted.

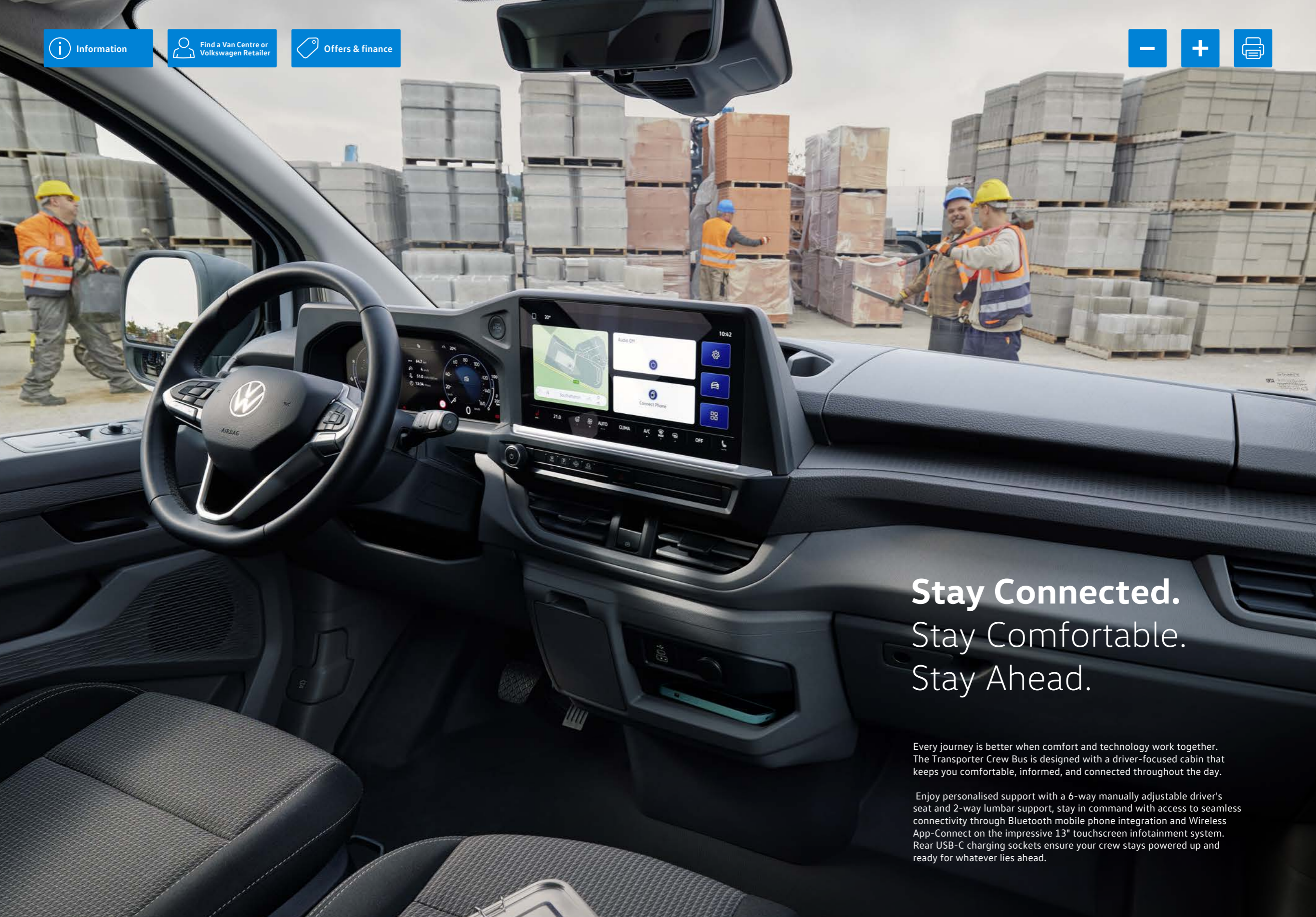




# The Crew Bus That Works as Hard as You Do

The new Transporter Crew Bus takes practicality, capability, and comfort to the next level. Designed to move people and business with equal ease, it combines robust performance with smart versatility.

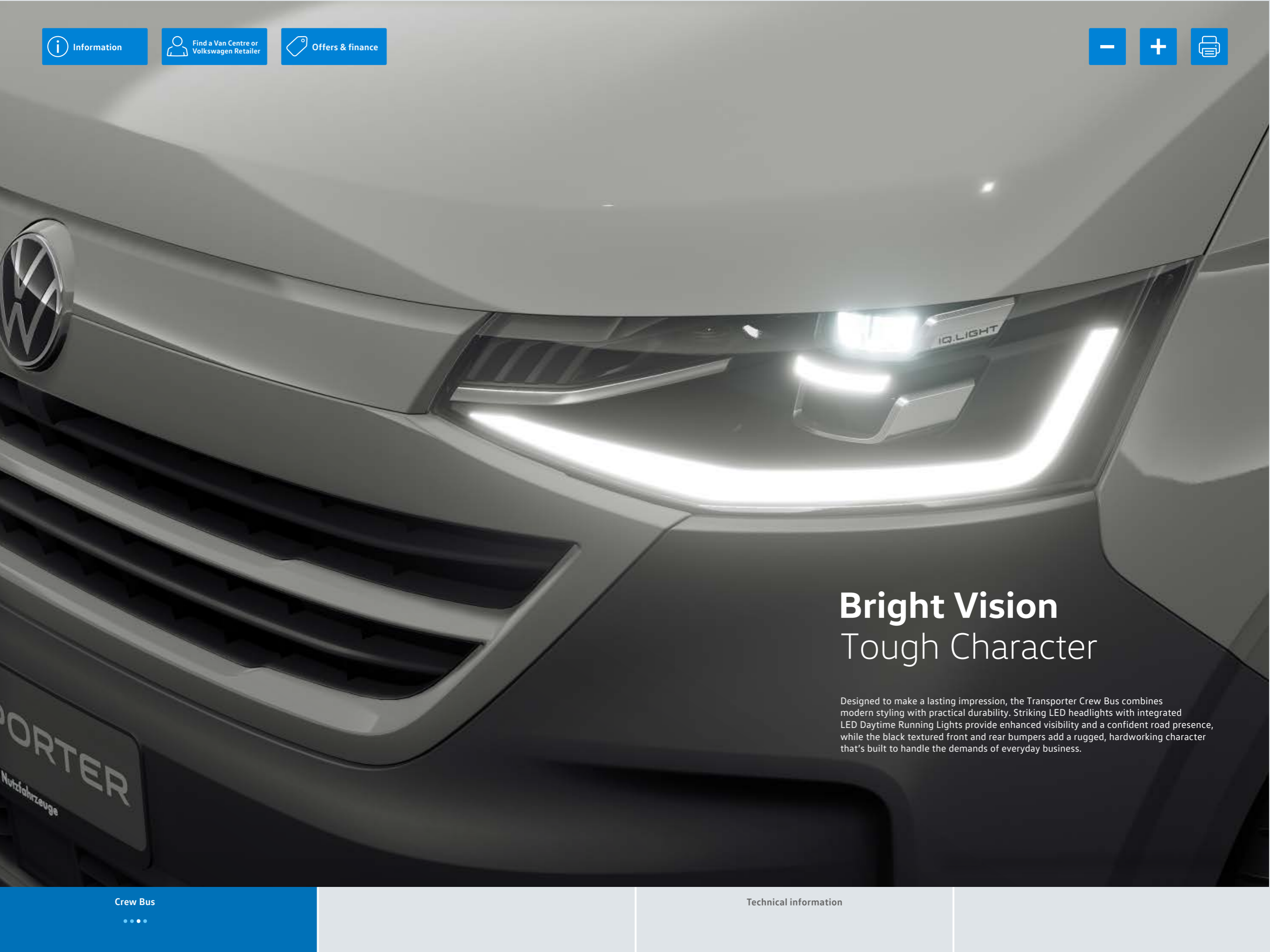
With trailer hitch preparation for added flexibility, a substantial Gross Vehicle Mass (GVM) of 3,225 kg for demanding workloads, and a powerful 1,996 cm<sup>3</sup> engine capacity, the Transporter Crew Bus is engineered to keep your team moving efficiently—whether on the worksite, the highway, or anywhere in between.



## Stay Connected. Stay Comfortable. Stay Ahead.

Every journey is better when comfort and technology work together. The Transporter Crew Bus is designed with a driver-focused cabin that keeps you comfortable, informed, and connected throughout the day.

Enjoy personalised support with a 6-way manually adjustable driver's seat and 2-way lumbar support, stay in command with access to seamless connectivity through Bluetooth mobile phone integration and Wireless App-Connect on the impressive 13" touchscreen infotainment system. Rear USB-C charging sockets ensure your crew stays powered up and ready for whatever lies ahead.



## Bright Vision Tough Character

Designed to make a lasting impression, the Transporter Crew Bus combines modern styling with practical durability. Striking LED headlights with integrated LED Daytime Running Lights provide enhanced visibility and a confident road presence, while the black textured front and rear bumpers add a rugged, hardworking character that's built to handle the demands of everyday business.



## The Transporter Crew Bus

- 2-year / unlimited km manufacturer warranty
- 3-year / 60,000 km Standard Service Plan (excl. Crew Bus 1.6i)
- 15,000 km service intervals
- 12-year anti-corrosion warranty

# The new Transporter

This brochure supersedes all previous publications.

Issue: 17 November 2025

[www.vw.co.za](http://www.vw.co.za)

Please note: Screen technology does not allow exact reproduction of the paint and upholstery colours. Some of the vehicles shown are European specification and may be fitted with optional equipment or accessories that are available at extra cost, or do not reflect current specification. All data and specifications are in accordance with information available at the time of publication and are subject to change without notice. Vehicles not currently in UK stock and customer order vehicles may take a number of weeks for delivery. Certain combinations of vehicle specifications and factory-fitted options are not compatible and therefore all orders received are subject to confirmation. Models, factory fitted-options and paint and upholstery options are subject to availability. Please check details and availability with an authorised Volkswagen Van Centre at the time of ordering.